

ضيوف البيت
Al Bait Guests
Pilgrims Services الخدمات الحجاج

Navigating Nusuk

Step 4: Application Verification

Step 5: Select Preferred Category

Disclaimer:

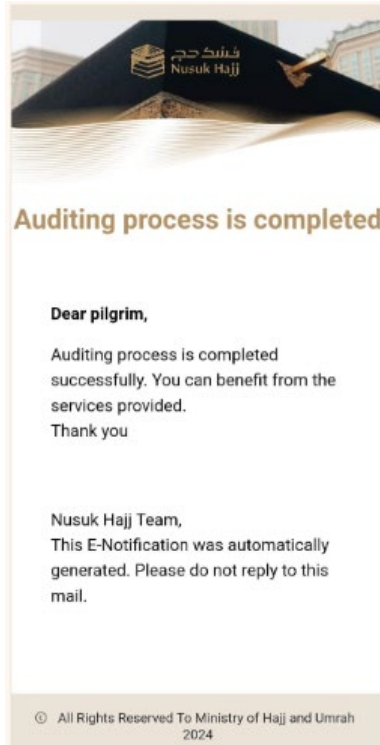
This presentation is offered solely for informational purposes, aiming to assist and prepare you for Hajj 2024. While Al Bait Guests endeavors to furnish accurate and beneficial information, it does not guarantee the precision, comprehensiveness, or appropriateness of the content presented herein. The details, recommendations, and guidance provided are intended for informative and supportive purposes.

Individuals are strongly advised to independently research and validate the information presented before making any decisions or taking action. Al Bait Guests disclaims any responsibility for the consequences, losses, or damages that may arise from the use of or reliance on the information contained in this presentation.

10 STEPS CLOSER TO 1445 HAJJ



Step 4: Application Verification



Once your account has been successfully verified you will receive an email such as this and will then be able to progress to selecting your preferred package category and also activating your eWallet for loading payments.

Step 4: Application Verification

The screenshot shows the Nusuk Hajj user profile page. The top navigation bar includes 'Dashboard', 'Service Providers', 'Packages', and 'Become a Guide'. The user's profile is visible, and the 'Application Status' is highlighted as 'Application verified'. A green arrow points to this status. The page also features a sidebar with navigation options and a main content area with various information sections.

Complete your Digital Journey to Hajj

1 Activate your eWallet

2 Browse Service Provider

3 Select your Package

4 Book your Package

5 Review Itinerary

Application Status: **Application verified**

View and edit your account information.

Personal Information

Contact Information

Occupational Information

Arrival Details

Background Details

Preferences Information

Accessibility Requirements: No Options

Health Conditions: No Options

Allergy: No Options

Delete your Account

Before you proceed with the deletion of your account, make sure no family members are associated with it. If there's any balance left in your account, you should request a refund first. Once your account is deleted, all your data will be permanently erased from our database. [For more info FAQ](#)

Delete Account

EN

Dashboard / Profile

My Profile

My Family

My Community ^{soon}

My Guide ^{soon}

My Package ^{soon}

My Wallet

My Hajj Itinerary ^{soon}

FAQ - Support Page

WISDOM.C.A.R 2030

Pilgrim Experience Program

Once account has been verified your application status will change in Nusuk to “Application Verified”

Step 5: Select Preferred Category

5.2- View the different categories

Return to Dashboard

Choose Your Preferred Category

Selecting your preferred category allows us to personalize your experience. You have the flexibility to update your preference within your profile.

You Can Select Either Shifting or Non-Shifting Categories.

Non-Shifting Shifting

LUXURY

MARK AS PREFERRED

Luxury Category Details

Luxury packages offer pilgrims the highest level of service throughout their Hajj journey. Including 5-Star hotels both in Makkah and Madinah, these packages are suited for pilgrims desiring a pleasant and indulgent experience.

Key Features

- 5-Star Hotels
- 5-Star Hotels
- 10 Days (Min)
- Majar Al-Kabsh or Al-Muaisim

You can choose between either shifting or non-shifting in each category




Step 5: Select Preferred Category: Non- Shifting

You Can Select Either Shifting or Non-Shifting Categories.

Table View ▼

Non-Shifting

Shifting ⓘ

Categories			
Hotel Rating (During Hajj)	5-Star Hotels	4-Star Hotels	3-Star Hotels or Residential Buildings
Shifting Service (Before & After Hajj)	-	-	-
Madinah Residence (Central Area, More Than 2 Days)	5-Star Hotels	4-Star Hotels	3-Star Hotels or Residential Buildings
Mina Camp	Majar Al-Kabsh or Al-Muaisim	Majar Al-Kabsh or Al-Muaisim	Majar Al-Kabsh or Al-Muaisim
Duration	10 Days (Min)	10 Days (Min)	14 Days (Min)




Step 5: Select Preferred Category: Shifting

You Can Select Either Shifting or Non-Shifting Categories.

Table View ▼

Non-Shifting

Shifting ⓘ

Categories			
Hotel Rating (During Hajj)	5-Star Hotels	4-Star Hotels	4-Star or 3-Star Hotels
Shifting Service (Before & After Hajj)	5-Star or 4-Star Hotels or Residential Buildings	4-Star or 3-Star Hotels or Residential Buildings	3-Star Hotels or Residential Buildings
Madinah Residence (Central Area, More Than 2 Days)	5-Star Hotels	4-Star Hotels	3-Star Hotels or Residential Building
Mina Camp	Majar Al-Kabsh or Al-Muaisim	Majar Al-Kabsh or Al-Muaisim	Majar Al-Kabsh or Al-Muaisim
Duration	14 Days (Min)	14 Days (min)	14 Days (Min)

Step 5: Select Preferred Category

5.3- Once satisfied choose and confirm your selection

The screenshot shows a web interface for selecting a preferred category. The main heading is "Choose Your Preferred Category". Below it, there is a sub-heading "You Can Select Either Shifting or Non-Shifting Categories". There are two buttons: "Shifting" and "Non-Shifting". The "Shifting" button is highlighted with a green arrow and the text "Click on 'Mark as Preferred' next to your confirmed preferred category choice". A modal window titled "Confirm Your Selection" is displayed in the center, with a green arrow pointing to the "Confirm" button and the text "Click on 'Confirm'". The modal text reads: "You have selected Luxury Shifting as your preferred category. You can modify your preference in your profile at any time. Please note that the selection of a package has not been made yet and will happen later." Below the modal, there is a "LUXURY SHIFTING" section with a "Mark as Preferred" button, also highlighted with a green arrow.

Click on “Mark as Preferred” next to your confirmed preferred category choice

Confirm Your Selection

You have selected Luxury Shifting as your preferred category. You can modify your preference in your profile at any time. Please note that the selection of a package has not been made yet and will happen later.

Cancel **Confirm**

Click on “Confirm”



Step 5: Select Preferred Category

نُسُك حَجَّج
Nusuk Hajj

Dashboard Service Providers Packages Soon Become a Guide Soon

EN

Complete your Digital Journey to Hajj Activate your eWallet 7 Browse Service Provider 8 Select your Package 9 Book your Package Review Itinerary

Return to Dashboard

Choose Your Preferred Category

Selecting your preferred category allows us to personalize your experience. You have the flexibility to update your preference within your profile.

You Can Select Either Shifting or Non-Shifting Categories. Single View

Non-Shifting Shifting

LUXURY

MARK AS PREFERRED

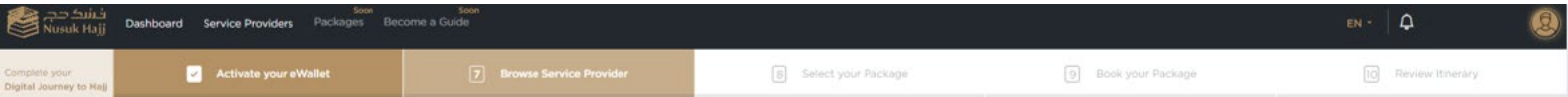
Luxury Category Details

Luxury packages offer pilgrims the highest level of service throughout their Hajj journey. Including 5-Star hotels both in Makkah and Madinah, these packages are suited for pilgrims desiring a pleasant and indulgent experience.

Key Features

- 5-Star Hotels
-
- 5-Star Hotels
- 10 Days (Min)
- Major Al-Kabsh or Al-Muaism

Step 5: Select Preferred Category



You can change your selection at anytime



Welcome Back!

Preferred Category
LUXURY

Tailored with the highest level of service, ensuring a pleasant and indulgent experience

[Change](#)

eWallet Value Active
0.00 SAR

IBAN
SA748090000308992540010

[View eWallet](#) [Top Up](#)

138
days remaining to
Hajj 1445

Notifications Center


Tasks & Alerts

No Alerts



Visit:

hajj.nusuk.sa



ضيوف البيت
Al Bait Guests

لخدمات الحجاج Pilgrims Services